

Elabscience®

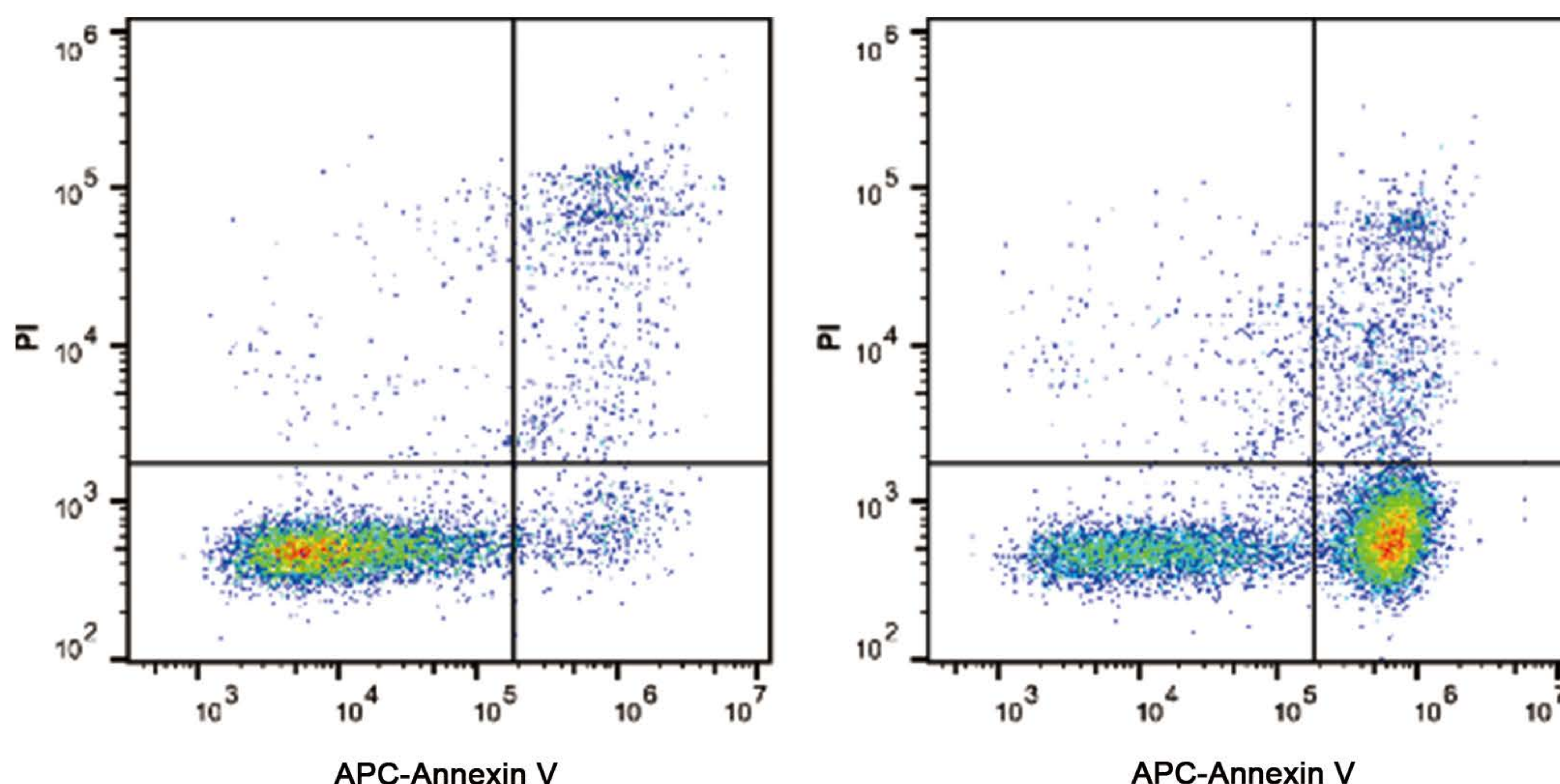
Hot Selling Recombinant Protein



Elabscience® offers a diverse selection of more than 5500 proteins for your research, and more than 1000 different active proteins ready for experimental usage. Here recommend you the Hot Selling Ones.

Biomarkers

Biomarkers are biological measures of a biological state. Biomarkers are used to predict serious illnesses such as diabetes and cardiovascular disease. The assessment of a typical biomarker in cancer helps in the development of therapies that can target the biomarker. This can minimize the risk of toxicity and reduce the cost of treatment.

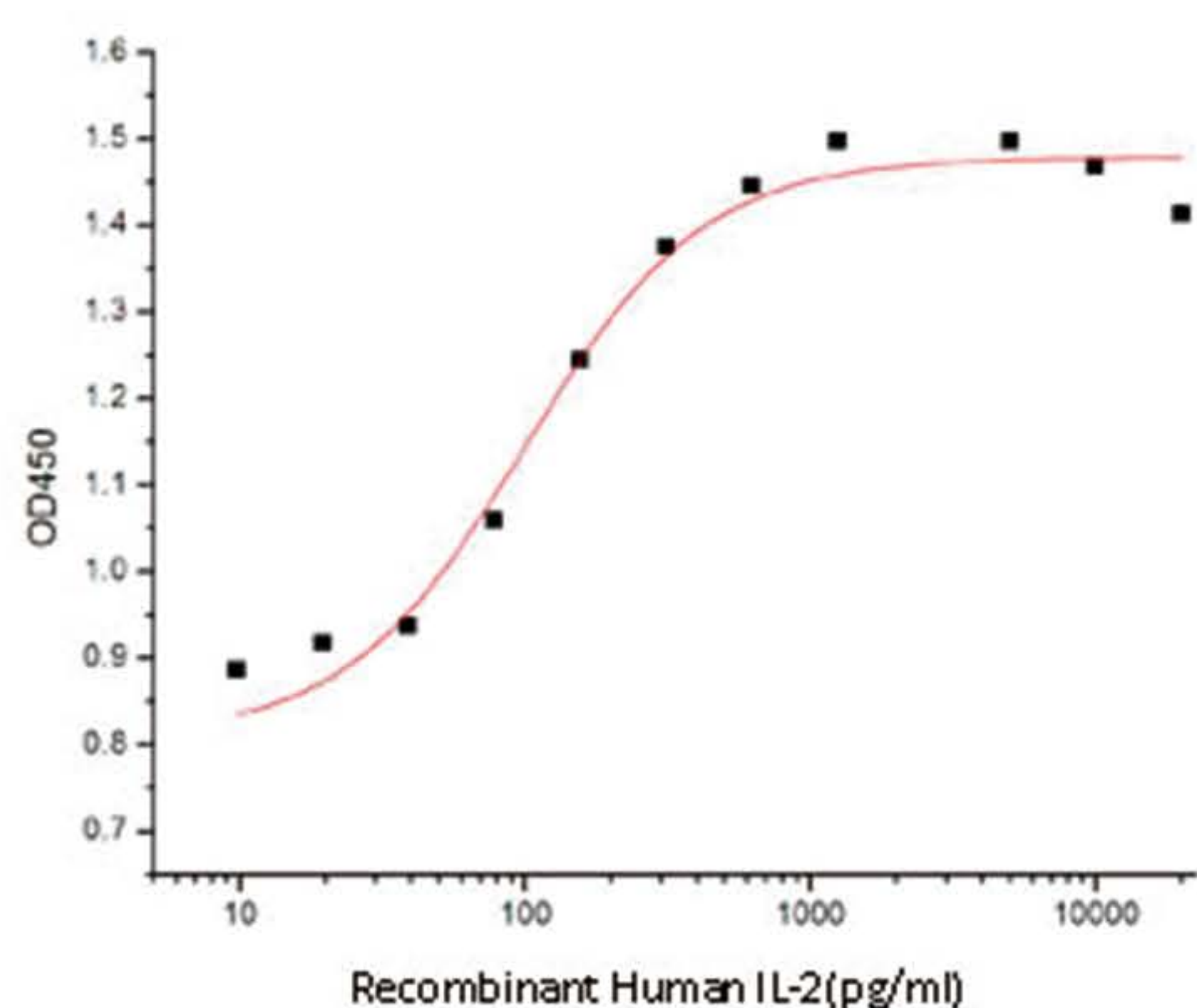


Binding ability of PKSH033460 is tested in a Flow cytometry assay. Annexin V can distinct apoptotic jurkat cells from viable cells by binding with exposed phosphatidylserine. Jurkat were untreated (left) or treated with 1 μ M Camptothecin for 4 hours (right) and then stained by APC conjugated Annexin V.

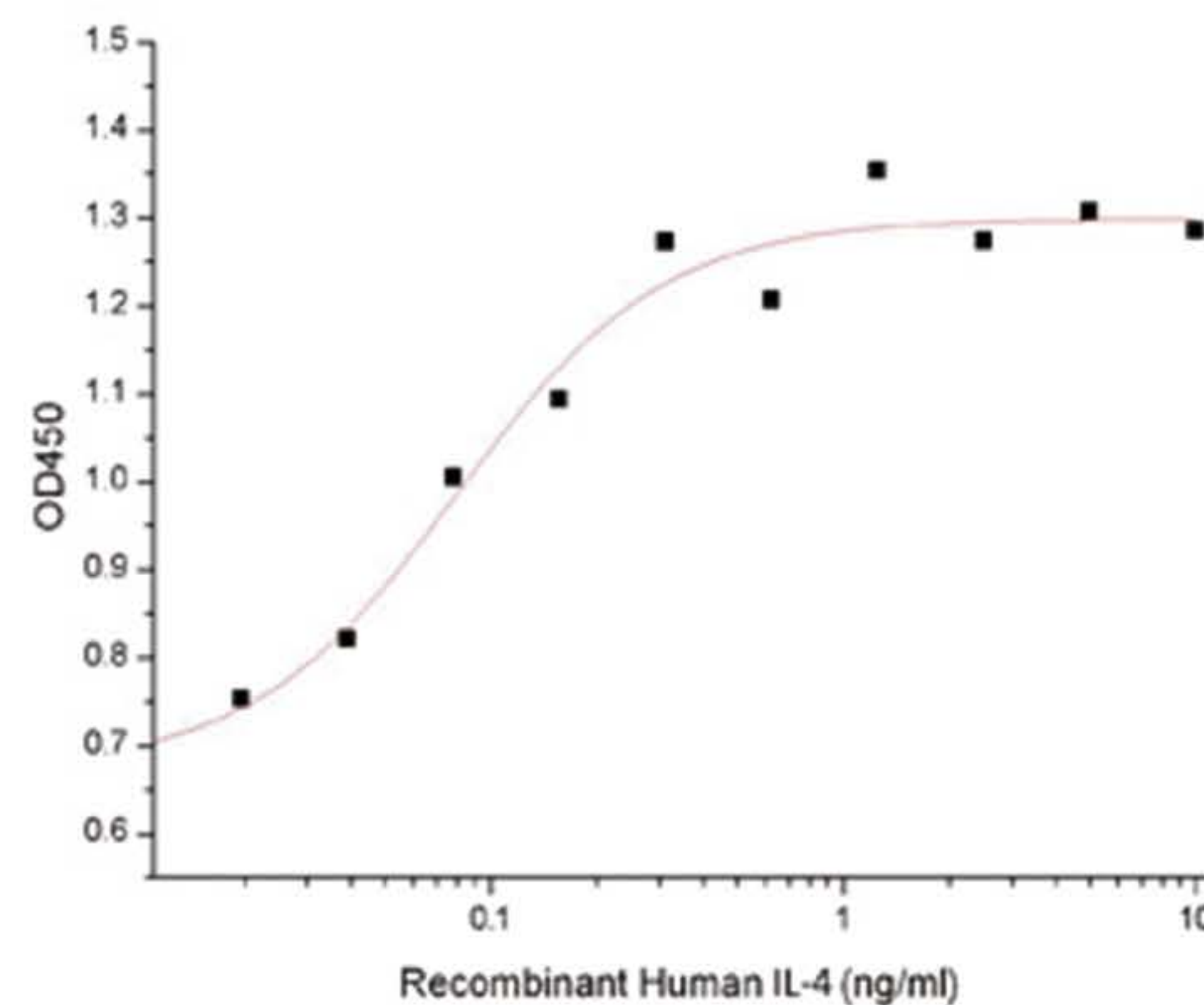
Cat.No.	Product Name	Accession	Species
PKSH031271	Recombinant Human Argonaute 2 Protein (His Tag)	NP_036286.2	Human
PKSH031353	Recombinant Human uPAR Protein (Active)	Q03405-1	Human
PKSH032060	Recombinant Human Alpha-Fetoprotein Protein	P02771	Human
PKSH032517	Recombinant Human Haptoglobin Protein (aa 19-160&aa 162-406, His Tag)	P00738	Human
PKSH033460	Recombinant Human Annexin V Protein(Active)	P08758	Human
PKSH033838	Recombinant Human Cystatin C Protein (His Tag)	P01034-1	Human
PKSH500005	Recombinant Human GAPDH protein (His Tag)	P04406	Human
PKSH500017	Recombinant Annexin V-EGFP Protein (Active)	P08758	Human

Cytokines

Cytokines are small proteins (~5–20kDa) that play important roles in cell signaling. It is well-known that cytokines are involved in autocrine signaling, paracrine signalling and endocrine signalling as immune modulating agents. Cytokines are important in health and disease, specifically in host responses to infection, immune responses, inflammatory response (acute or chronic inflammation), trauma, sepsis, cancer, and reproduction.



Bioactivity of PKSH033425 was measured in a cell proliferation assay using CTLL-2 mouse cytotoxic T cells. The specific activity of Recombinant Human IL-2 is $\geq 1 \times 10^7$ IU/mg.

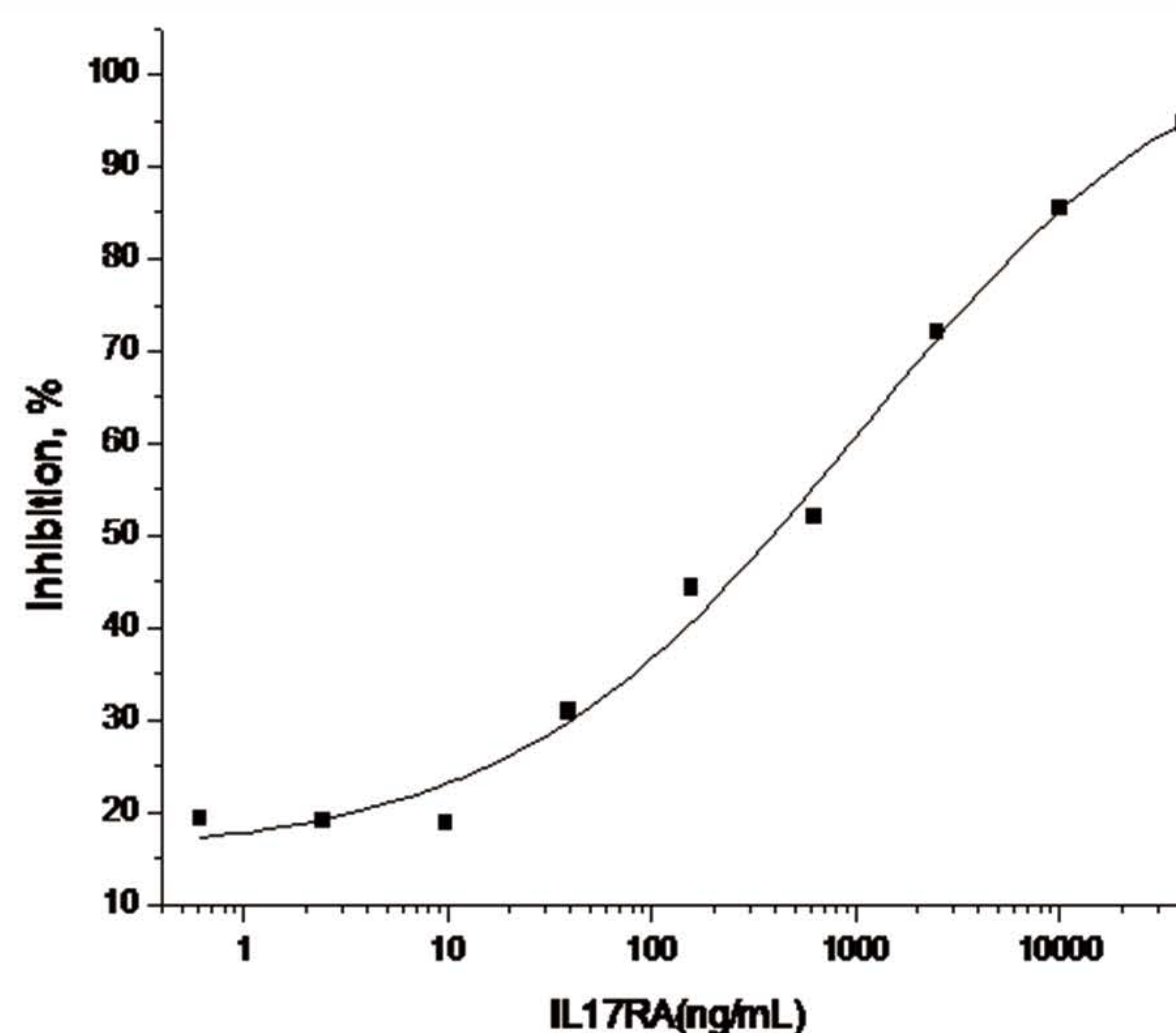


Bioactivity of PKSH033456 was measured in a cell proliferation assay using TF-1 human erythroleukemic cells. The ED50 for this effect is 0.01-0.05 ng/ml.

Cat.No.	Product Name	Accession	Species
PKSH032437	Human FGF-2 Protein (aa 132-288)(Active)	P09038	Human
PKSH032595	Human IGF-1 Protein (aa 52-118)(Active)	P05019	Human
PKSH033425	Recombinant Human Interleukin-2 Protein (Active)	P60568	Human
PKSH033456	Recombinant Human Interleukin-4 Protein (Active)	P05112	Human
PKSH033490	Recombinant Human TNF-alpha Protein (Active)	P01375	Human
PKSH033662	Recombinant Human GM-CSF/CSF2 Protein (Active)	P04141	Human
PKSH500018	Recombinant Human IL-6 Protein (His Tag)(Active)	P05231	Human

Inflammatory and Immune response related protein

Inflammation is a response triggered by damage to living tissues. The inflammatory response is a defense mechanism that evolved in higher organisms to protect them from infection and injury. Its purpose is to localize and eliminate the injurious agent and to remove damaged tissue components so that the body can begin to heal. The response consists of changes in blood flow, an increase in permeability of blood vessels, and the migration of fluid, proteins, and white blood cells (leukocytes) from the circulation to the site of tissue damage. An inflammatory response that lasts only a few days is called acute inflammation, while a response of longer duration is referred to as chronic inflammation.

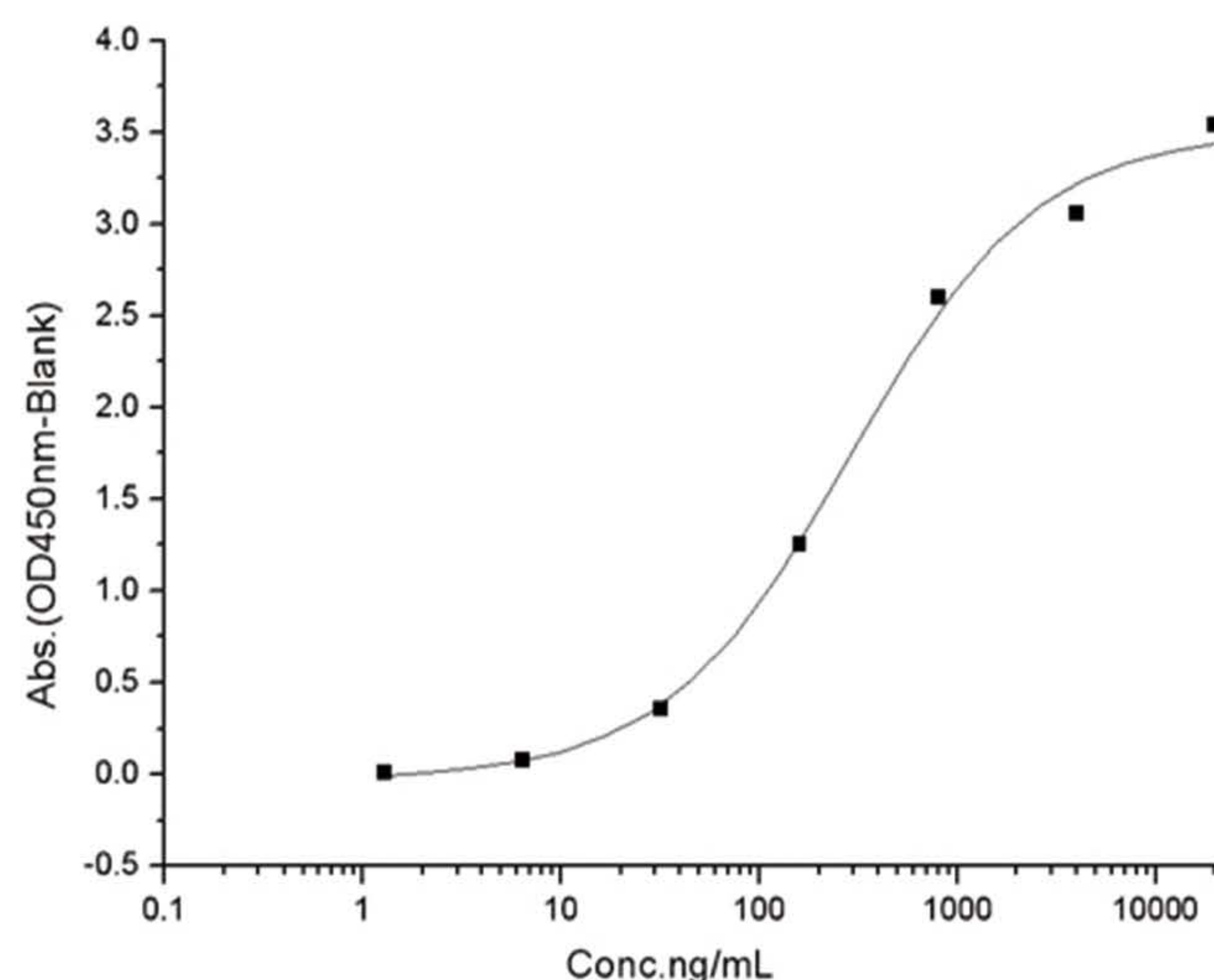


Bioactivity of PKSH031368 was measured by its ability to inhibit IL-17-induced IL-6 secretion by NIH-3T3 mouse embryonic fibroblast cells. The ED50 for this effect is 0.2-1.2 μ g/mL in the presence of 5 ng/mL recombinant human IL-17.

Cat.No.	Product Name	Accession	Species
PKSH031368	Human IL17RA Protein (Active)	NP_055154.3	Human
PKSH031620	Recombinant Human CD89 Protein (Active)	NP_001991.1	Human
PKSH031874	Recombinant Human IL1RL1 Protein (Active)	NP_003847.2	Human
PKSH032071	Recombinant Human Annexin A1 Protein	P04083	Human
PKSH032418	Recombinant Human CD32a Protein (H131)	P12318	Human
PKSH032773	Recombinant Human Myeloperoxidase Protein	P05164	Human
PKSH033830	Recombinant Human S100A9 Protein	P06702-1	Human
PKSH033842	Recombinant Human CD212 protein	P42701	Human
PKSH033944	Recombinant Human CD127 protein	P16871	Human
PKSH033994	Recombinant Human Natural Killer Cell Receptor 2B4 protein	Q9BZW8-2	Human
PKSH034013	Recombinant Human CD85e protein	AAH28208.1	Human
PKSH034052	Recombinant Human CD123 protein	P26951	Human

Drug Target

A drug target is a molecule in the body, usually a protein, that is intrinsically associated with a particular disease process and that could be addressed by a drug to produce a desired therapeutic effect. Currently, there are many anticancer drugs targeted at molecular targets, including monoclonal antibodies targeting antigens or receptors on the surface of tumor cells, inhibitors of cell signal transduction molecules, angiogenesis inhibitors, inhibitors targeting telomerase, and reversal agents targeting tumor resistance



Immobilized CD16a-His (Cat: PKSH030288) at 2 μ g/ml (100 μ l/well) can bind human IgG1 (Cat: PKSH031469), the EC50 of human IgG1 is 200-600 ng/mL.

Cat.No.	Product Name	Accession	Species
PKSH031368	Human IL17RA Protein (Active)	NP_055154.3	Human
PKSH031620	Recombinant Human CD89 Protein (Active)	NP_001991.1	Human
PKSH031874	Recombinant Human IL1RL1 Protein (Active)	NP_003847.2	Human
PKSH032071	Recombinant Human Annexin A1 Protein	P04083	Human
PKSH032418	Recombinant Human CD32a Protein (H131)	P12318	Human
PKSH032773	Recombinant Human Myeloperoxidase Protein	P05164	Human
PKSH033830	Recombinant Human S100A9 Protein	P06702-1	Human

Elabscience Biotechnology Inc.

Fax: 1-240-252-7376

Tel: 1-240-252-7368

Web: www.elabscience.com

Email: techsupport@elabscience.com

Elabscience®