

## High IF Publications of Elabscience® Flow Cytometry Antibodies

### 01 IF=32.1

- Journals:** *Advanced Materials*
- Title:** Lymph node targeted drug delivery for effective immunomodulation to prolong the long-term survival after heart transplantation
- Product:** APC Anti-Mouse CD62L Antibody[Me114] (E-AB-F1011E)

### 03 IF=25.7

- Journals:** *Nature Biomedical Engineering*
- Title:** Restoration of dystrophin expression in mice by suppressing a nonsense mutation through the incorporation of unnatural amino acids
- Product:** PE Anti-Mouse CD106 Antibody[M/K-2.7] (E-AB-F1091D)

### 05 IF=19.9

- Journals:** *Advanced Functional Materials*
- Title:** Rod-shaped polymeric nanoparticles intervene neutrophils for efficient ischemic stroke therapy
- Product:** PerCP/Cyanine5.5 Anti-Mouse CD45 Antibody [30-F11] (E-AB-F1136J)

### 07 IF=19.9

- Journals:** *Advanced Functional Materials*
- Title:** Role of trichocytic keratins in anti-neuroinflammatory effects after spinal cord injury
- Product:** APC Anti-Mouse CD206/MMR Antibody[C068C2] (E-AB-F1135E)

### 09 IF=19.0

- Journals:** *Nano Today*
- Title:** Nanoparticle-inhibited neutrophil elastase prevents neutrophil extracellular trap and alleviates rheumatoid arthritis in c57bl/6 mice
- Products:** FITC Anti-Mouse Ly-6G/Ly-6C (Gr-1) Antibody [RB6-8C5] (E-AB-F1120C)  
Elab Fluor® 647 Anti-Mouse CD16/32 Antibody[2.4G2] (E-AB-F0997M)

### 02 IF=27.7

- Journals:** *Cell Metabolism*
- Title:** The browning and mobilization of subcutaneous white adipose tissue supports efficient skin repair
- Products:** Purified Anti-Mouse CD16/32 Antibody[2.4G2] (E-AB-F0997A)  
Elab Fluor® Red 780 Anti-Mouse CD45 Antibody[30-F11] (E-AB-F1136S)  
FITC Anti-Mouse Ly6G Antibody[1A8] (E-AB-F1108C)  
APC Anti-Mouse F4/80 Antibody[CI:A3-1] (E-AB-F0995E)  
PerCP/Cyanine5.5 Anti-Mouse CD3 Antibody[17A2] (E-AB-F1013J)  
PE Anti-Mouse CD11c Antibody[N418] (E-AB-F0991D)  
APC Anti-Mouse CD31 Antibody[390] (E-AB-F1180E)  
PE Anti-Mouse CD34 Antibody[RAM34] (E-AB-F1284D)  
FITC Anti-Mouse CD90 Antibody[M5/49.4.1] (E-AB-F1283C)

### 04 IF=26.8

- Journals:** *Nature Biomedical Engineering*
- Title:** Dendritic-cell-targeting virus-like particles as potent mrna vaccine carriers
- Product:** PE/Cyanine7 Anti-Mouse CD11c Antibody[N418] (E-AB-F0991H)

### 06 IF=19.9

- Journals:** *Advanced Functional Materials*
- Title:** A smart mmp13-responsive injectable hydrogel with inflammatory diagnostic logic and multiphase therapeutic ability to orchestrate cartilage regeneration
- Product:** PE/Cyanine7 Anti-Mouse CD11c Antibody[N418] (E-AB-F0991H)

### 08 IF=19.9

- Journals:** *Advanced Functional Materials*
- Title:** Propionibacterium acnes cloaked with znal layered double hydroxides synergistically inhibits tumor growth and metastasis
- Product:** Elab Fluor® Violet 450 Anti-Mouse CD45 Antibody[30-F11] (E-AB-F1136Q)

### 10 IF=19.0

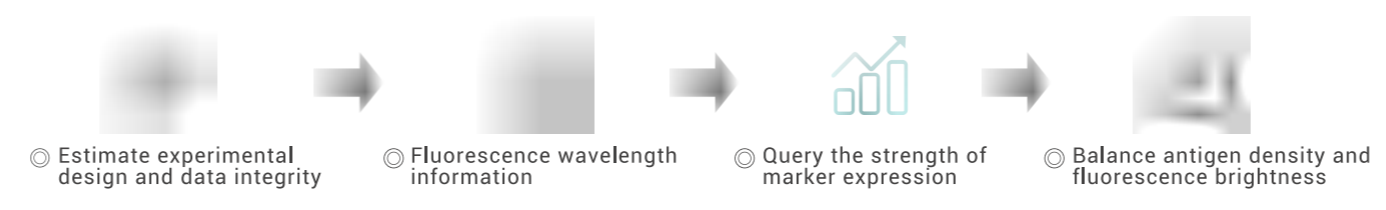
- Journals:** *Science Bulletin*
- Title:** Electrical stimulation induces anti-tumor immunomodulation via a flexible microneedle-array-integrated interdigital electrode
- Product:** PE Anti-Mouse CD86 Antibody[GL-1] (E-AB-F0994D)

## Elabscience® Featured Services

### Panel Design Services

Provided with Flow Cytometry experimental indicators (specificities, logical relationships or references, expression level soft target marker) and basic information of Flow Cytometer (laser, detection channel, filter information), Elabscience® will offer professional and free Panel Design Services based on your experiments.


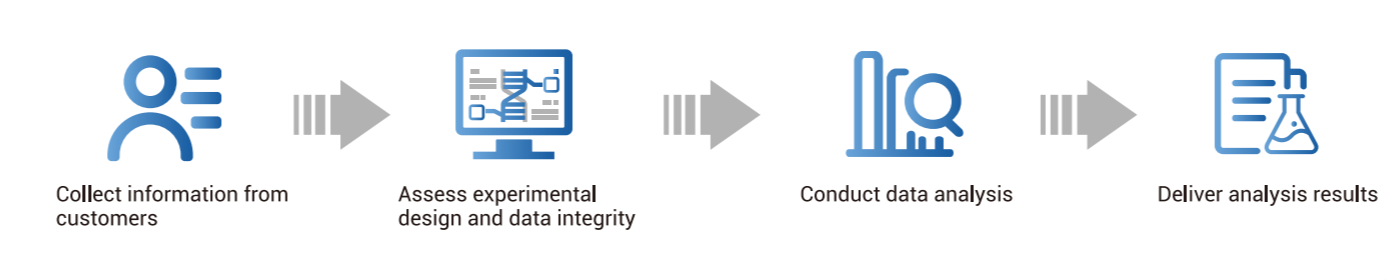
#### Process of Panel Design Services



### Data Analysis Services

Elabscience® provides professional Data Analysis Services for free! It's available to our product users once they provide FCS format data and markers' logical relationships to our technical support.

#### Process of Data Analysis Services



Elabscience® data analysis result

## Elabscience Bionovation Inc.

Toll-free: 1-888-852-8623

Tel: 1-832-243-6086

Fax: 1-832-243-6017

Web: [www.elabscience.com](http://www.elabscience.com)

Email: [orders@elabscience.com](mailto:orders@elabscience.com) [techsupport@elabscience.com](mailto:techsupport@elabscience.com)

# Flow Cytometry Antibodies

Applicable for All Commercial Flow Cytometer

### Excellent Quality

Selected high-quality FACS monoclonal antibodies and excellent fluorescent labeling technology

### Cost-Effective

Small package, only need \$15~\$60

### Fast Delivery

Common markers are in full stock

- ▶ Markers of Common Cells
- ▶ Classical Detection Markers of Common Cells
- ▶ High IF Publications of Elabscience® Flow Cytometry Antibodies
- ▶ Elabscience® Featured Services

Elabscience Bionovation Inc.

