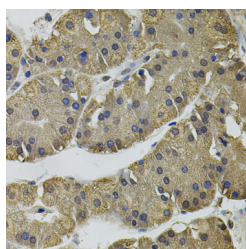


IL33 Polyclonal Antibody

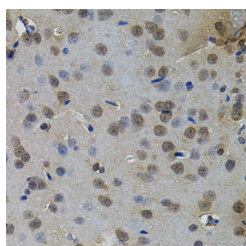
Catalog No.	E-AB-65938	Reactivity	H,R
Storage	Store at -20°C. Avoid freeze / thaw cycles.	Host	Rabbit
Applications	IHC	Isotype	IgG

Note: Centrifuge before opening to ensure complete recovery of vial contents.

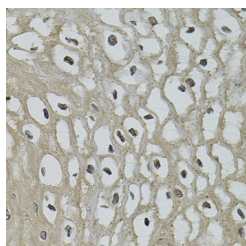
Images



Immunohistochemistry of paraffin-embedded Human stomach using IL33 Polyclonal Antibody



Immunohistochemistry of paraffin-embedded Rat brain using IL33 Polyclonal Antibody



Immunohistochemistry of paraffin-embedded Human esophagus using IL33 Polyclonal Antibody

Immunogen Information

Immunogen	Recombinant fusion protein of human IL33 (NP_254274.1).
GeneID	90865
Swissprot	O95760
Synonyms	IL33,C9orf26,DVS27,IL1F11,NF-HEV,NFEHEV

Product Information

Buffer	PBS with 0.02% sodium azide, 50% glycerol, pH7.3.
Purify	Affinity purification
Dilution	IHC 1:50-1:200

Background

The protein encoded by this gene is a cytokine that binds to the IL1RL1/ST2 receptor. The encoded protein is involved in the maturation of Th2 cells and the activation of mast cells, basophils, eosinophils and natural killer cells. Several transcript variants encoding different isoforms have been found for this gene.

For Research Use Only

Thank you for your recent purchase.
 If you would like to learn more about antibodies, please visit www.elabscience.com.

**Focus on your research
 Service for life science**

Applications:WB-Western Blot IHC-Immunohistochemistry IF-Immunofluorescence IP-Immunoprecipitation FC-Flow cytometry ChIP-Chromatin Immunoprecipitation Reactivity: H-Human R-Rat M-Mouse Mk-Monkey Dg-Dog Ch-Chicken Hm-Hamster Rb-Rabbit Sh-Sheep Pg-Pig Z-Zebrafish X-Xenopus C-Cow.