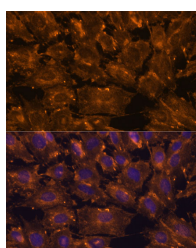


SCGB3A2 Polyclonal Antibody

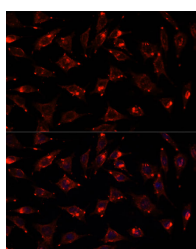
Catalog No.	E-AB-66012	Reactivity	H,M,R
Storage	Store at -20°C. Avoid freeze / thaw cycles.	Host	Rabbit
Applications	IF	Isotype	IgG

Note: Centrifuge before opening to ensure complete recovery of vial contents.

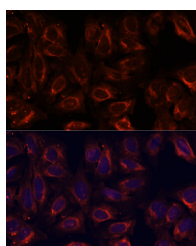
Images



Immunofluorescence analysis of C6 cells using SCGB3A2 Polyclonal Antibody at dilution of 1:100. Blue: DAPI for nuclear staining.



Immunofluorescence analysis of L929 cells using SCGB3A2 Polyclonal Antibody at dilution of 1:100. Blue: DAPI for nuclear staining.



Immunofluorescence analysis of U-2 OS cells using SCGB3A2 Polyclonal Antibody at dilution of 1:100. Blue: DAPI for nuclear staining.

Immunogen Information

Immunogen	Recombinant fusion protein of human SCGB3A2 (NP_473364.1).
GeneID	117156
Swissprot	Q96PL1
Synonyms	SCGB3A2,LU103,PNSP1,UGRP1,pnSP-1

Product Information

Buffer	PBS with 0.02% sodium azide, 50% glycerol, pH7.3.
Purify	Affinity purification
Dilution	IF 1:50-1:200

Background

The protein encoded by this gene is a secreted lung surfactant protein and a downstream target of thyroid transcription factor. A single nucleotide polymorphism in the promoter of this gene results in susceptibility to asthma.

For Research Use Only

Thank you for your recent purchase.
 If you would like to learn more about antibodies, please visit www.elabscience.com.

**Focus on your research
 Service for life science**

Applications:WB-Western Blot IHC-Immunohistochemistry IF-Immunofluorescence IP-Immunoprecipitation FC-Flow cytometry ChIP-Chromatin Immunoprecipitation Reactivity: H-Human R-Rat M-Mouse Mk-Monkey Dg-Dog Ch-Chicken Hm-Hamster Rb-Rabbit Sh-Sheep Pg-Pig Z-Zebrafish X-Xenopus C-Cow.