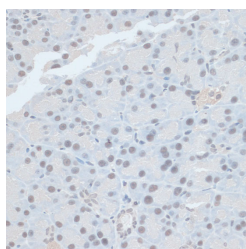


ZNF581 Polyclonal Antibody

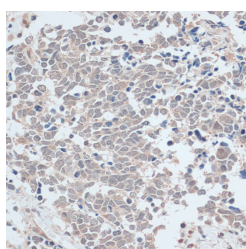
Catalog No.	E-AB-66018	Reactivity	H,M,R
Storage	Store at -20°C. Avoid freeze / thaw cycles.	Host	Rabbit
Applications	IHC,IF	Isotype	IgG

Note: Centrifuge before opening to ensure complete recovery of vial contents.

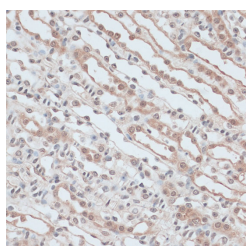
Images



Immunohistochemistry of paraffin-embedded Rat pancreas using ZNF581 Polyclonal Antibody at dilution of 1:100 (40x lens).



Immunohistochemistry of paraffin-embedded Human lung cancer using ZNF581 Polyclonal Antibody at dilution of 1:100 (40x lens).



Immunohistochemistry of paraffin-embedded Mouse kidney using ZNF581 Polyclonal Antibody at dilution of 1:100 (40x lens).

Immunogen Information

Immunogen	Recombinant fusion protein of human ZNF581 (NP_057619.1).
GeneID	51545
Swissprot	Q9P0T4
Synonyms	ZNF581,HSPC189

Product Information

Buffer	PBS with 0.02% sodium azide, 50% glycerol, pH7.3.
Purify	Affinity purification
Dilution	IHC 1:50-1:200 IF 1:50-1:200

Background

ZNF581 (Zinc Finger Protein 581) is a Protein Coding gene. Gene Ontology (GO) annotations related to this gene include nucleic acid binding. An important paralog of this gene is ZNF524.

For Research Use Only

Thank you for your recent purchase.
 If you would like to learn more about antibodies, please visit www.elabscience.com.

**Focus on your research
 Service for life science**

Applications:WB-Western Blot IHC-Immunohistochemistry IF-Immunofluorescence IP-Immunoprecipitation FC-Flow cytometry ChIP-Chromatin Immunoprecipitation Reactivity: H-Human R-Rat M-Mouse Mk-Monkey Dg-Dog Ch-Chicken Hm-Hamster Rb-Rabbit Sh-Sheep Pg-Pig Z-Zebrafish X-Xenopus C-Cow.