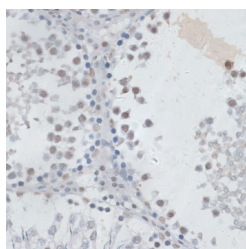


USP7 Polyclonal Antibody

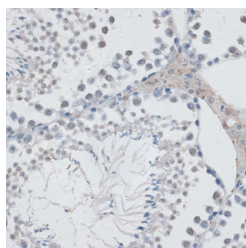
Catalog No.	E-AB-66104	Reactivity	H,M,R
Storage	Store at -20°C. Avoid freeze / thaw cycles.	Host	Rabbit
Applications	IHC	Isotype	IgG

Note: Centrifuge before opening to ensure complete recovery of vial contents.

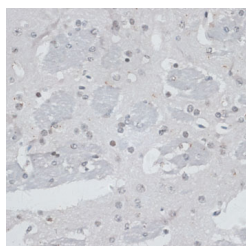
Images



Immunohistochemistry of paraffin-embedded Rat testis using USP7 Polyclonal Antibody at dilution of 1:100 (40x lens).



Immunohistochemistry of paraffin-embedded Mouse testis using USP7 Polyclonal Antibody at dilution of 1:100 (40x lens).



Immunohistochemistry of paraffin-embedded Mouse brain using USP7 Polyclonal Antibody at dilution of 1:100 (40x lens).

Immunogen Information

Immunogen	Recombinant fusion protein of human USP7 (NP_003461.2).
GeneID	7874
Swissprot	Q93009
Synonyms	USP7,HAUSP,TEF1

Product Information

Buffer	PBS with 0.02% sodium azide, 50% glycerol, pH7.3.
Purify	Affinity purification
Dilution	IHC 1:50-1:100

Background

The protein encoded by this gene belongs to the peptidase C19 family, which includes ubiquitinyl hydrolases. This protein deubiquitinates target proteins such as p53 (a tumor suppressor protein) and WASH (essential for endosomal protein recycling), and regulates their activities by counteracting the opposing ubiquitin ligase activity of proteins such as HDM2 and TRIM27, involved in the respective process. Mutations in this gene have been implicated in a neurodevelopmental disorder.

For Research Use Only

Thank you for your recent purchase.
 If you would like to learn more about antibodies, please visit www.elabscience.com.

**Focus on your research
 Service for life science**

Applications:WB-Western Blot IHC-Immunohistochemistry IF-Immunofluorescence IP-Immunoprecipitation FC-Flow cytometry ChIP-Chromatin Immunoprecipitation Reactivity: H-Human R-Rat M-Mouse Mk-Monkey Dg-Dog Ch-Chicken Hm-Hamster Rb-Rabbit Sh-Sheep Pg-Pig Z-Zebrafish X-Xenopus C-Cow.