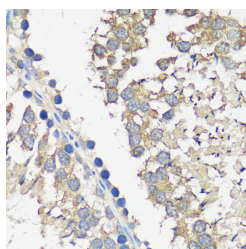


ASZ1 Polyclonal Antibody

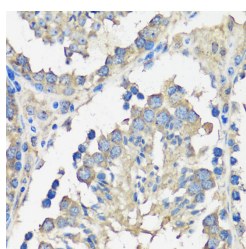
Catalog No.	E-AB-66285	Reactivity	H,M,R
Storage	Store at -20°C. Avoid freeze / thaw cycles.	Host	Rabbit
Applications	IHC,IF	Isotype	IgG

Note: Centrifuge before opening to ensure complete recovery of vial contents.

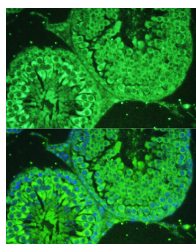
Images



Immunohistochemistry of paraffin-embedded Rat testis using ASZ1 Polyclonal Antibody at dilution of 1:100 (40x lens).



Immunohistochemistry of paraffin-embedded Mouse testis using ASZ1 Polyclonal Antibody at dilution of 1:100 (40x lens).



Immunofluorescence analysis of Rat testis cells using ASZ1 Polyclonal Antibody at dilution of 1:100. Blue: DAPI for nuclear staining.

Immunogen Information

Immunogen	Recombinant fusion protein of human ASZ1 (NP_570124.1).
GeneID	136991
Swissprot	Q8WWH4
Synonyms	ASZ1,ALP1,ANKL1,C7orf7,CT1.19,GASZ,Orf3

Product Information

Buffer	PBS with 0.02% sodium azide, 50% glycerol, pH7.3.
Purify	Affinity purification
Dilution	IHC 1:50-1:100 IF 1:50-1:100

Background

ASZ1 (Ankyrin Repeat, SAM And Basic Leucine Zipper Domain Containing 1) is a Protein Coding gene. Diseases associated with ASZ1 include Hepatitis E and Noonan Syndrome 6. Among its related pathways are Mitotic Prophase and PIWI-interacting RNA (piRNA) biogenesis. Gene Ontology (GO) annotations related to this gene include obsolete signal transducer activity. An important paralog of this gene is ANKRD34C.

For Research Use Only

Thank you for your recent purchase.
 If you would like to learn more about antibodies, please visit www.elabscience.com.

**Focus on your research
 Service for life science**

Applications:WB-Western Blot IHC-Immunohistochemistry IF-Immunofluorescence IP-Immunoprecipitation FC-Flow cytometry ChIP-Chromatin Immunoprecipitation Reactivity: H-Human R-Rat M-Mouse Mk-Monkey Dg-Dog Ch-Chicken Hm-Hamster Rb-Rabbit Sh-Sheep Pg-Pig Z-Zebrafish X-Xenopus C-Cow.