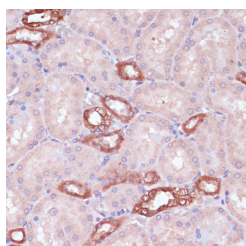


UGT2B15 Polyclonal Antibody

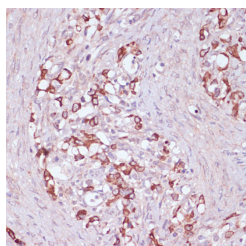
Catalog No.	E-AB-66887	Reactivity	H,M,R
Storage	Store at -20°C. Avoid freeze / thaw cycles.	Host	Rabbit
Applications	IHC	Isotype	IgG

Note: Centrifuge before opening to ensure complete recovery of vial contents.

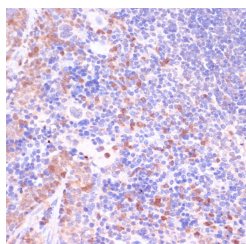
Images



Immunohistochemistry of paraffin-embedded Rat kidney using UGT2B15 Polyclonal Antibody at dilution of 1:100 (40x lens).



Immunohistochemistry of paraffin-embedded Human oophoroma using UGT2B15 Polyclonal Antibody at dilution of 1:100 (40x lens).



Immunohistochemistry of paraffin-embedded Mouse spleen using UGT2B15 Polyclonal Antibody at dilution of 1:100 (40x lens).

Immunogen Information

Immunogen	Recombinant fusion protein of human UGT2B15 (NP_001067.2).
GeneID	7366
Swissprot	P54855
Synonyms	UGT2B15,HLUG4,UDPGT2B8,UDPGT2B15,UDPGTH3,UGT2B8

Product Information

Buffer	PBS with 0.02% sodium azide, 50% glycerol, pH7.3.
Purify	Affinity purification
Dilution	IHC 1:100-1:200

Background

This gene encodes a glycosyltransferase that is involved in the metabolism and elimination of toxic compounds, both endogenous and of xenobiotic origin. This gene plays a role in the regulation of estrogens and androgens. This locus is present in a cluster of similar genes and pseudogenes on chromosome 4.

For Research Use Only

Thank you for your recent purchase.
If you would like to learn more about antibodies, please visit www.elabscience.com.

Focus on your research Service for life science

Applications: WB-Western Blot IHC-Immunohistochemistry IF-Immunofluorescence IP-Immunoprecipitation FC-Flow cytometry ChIP-Chromatin Immunoprecipitation Reactivity: H-Human R-Rat M-Mouse Mk-Monkey Dg-Dog Ch-Chicken Hm-Hamster Rb-Rabbit Sh-Sheep Pg-Pig Z-Zebrafish X-Xenopus C-Cow.