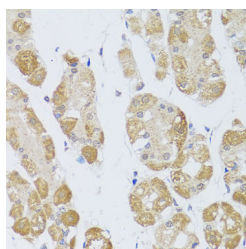


## HDAC4 Polyclonal Antibody

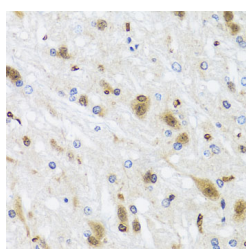
|                     |   |                   |        |
|---------------------|---|-------------------|--------|
| <b>Catalog No.</b>  | E-AB-63997                                  | <b>Reactivity</b> | H,M,R  |
| <b>Storage</b>      | Store at -20°C. Avoid freeze / thaw cycles. | <b>Host</b>       | Rabbit |
| <b>Applications</b> | IHC   | <b>Isotype</b>    | IgG    |

**Note:** Centrifuge before opening to ensure complete recovery of vial contents.

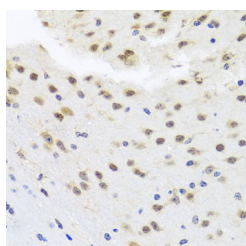
### Images



Immunohistochemistry of paraffin-embedded Human stomach using HDAC4 Polyclonal Antibody at dilution of 1:100 (40x lens).



Immunohistochemistry of paraffin-embedded Rat brain using HDAC4 Polyclonal Antibody at dilution of 1:100 (40x lens).



Immunohistochemistry of paraffin-embedded Mouse brain using HDAC4 Polyclonal Antibody at dilution of 1:100 (40x lens).

### Immunogen Information

|                  |  |
|------------------|--|
| <b>Immunogen</b> | Recombinant fusion protein of human HDAC4 (NP_006028.2). |
| <b>GeneID</b>    | 9759   |
| <b>Swissprot</b> | P56524   |
| <b>Synonyms</b>  | HDAC4,AHO3,BDMR,HA6116,HD4,HDAC-4,HDA C-A,HDACA          |

### Product Information

|                 |   |
|-----------------|---|
| <b>Buffer</b>   | PBS with 0.02% sodium azide, 50% glycerol, pH7.3. |
| <b>Purify</b>   | Affinity purification                             |
| <b>Dilution</b> | IHC 1:50-1:100                                    |

### Background

Histones play a critical role in transcriptional regulation, cell cycle progression, and developmental events. Histone acetylation/deacetylation alters chromosome structure and affects transcription factor access to DNA. The protein encoded by this gene belongs to class II of the histone deacetylase/acuc/apha family. It possesses histone deacetylase activity and represses transcription when tethered to a promoter. This protein does not bind DNA directly, but through transcription factors MEF2C and MEF2D. It seems to interact in a multiprotein complex with RbAp48 and HDAC3.

#### For Research Use Only

Thank you for your recent purchase.  
 If you would like to learn more about antibodies, please visit [www.elabscience.com](http://www.elabscience.com).

**Focus on your research  
 Service for life science**

Applications:WB-Western Blot IHC-Immunohistochemistry IF-Immunofluorescence IP-Immunoprecipitation FC-Flow cytometry ChIP-Chromatin Immunoprecipitation Reactivity: H-Human R-Rat M-Mouse Mk-Monkey Dg-Dog Ch-Chicken Hm-Hamster Rb-Rabbit Sh-Sheep Pg-Pig Z-Zebrafish X-Xenopus C-Cow.