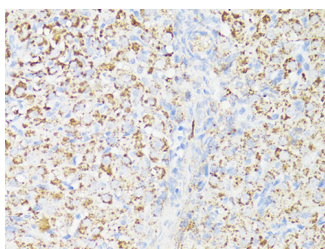


mTOR Polyclonal Antibody

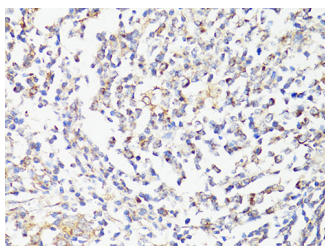
Catalog No.	E-AB-63517	Reactivity	H,M,R
Storage	Store at -20°C. Avoid freeze / thaw cycles.	Host	Rabbit
Applications	IHC,IF	Isotype	IgG

Note: Centrifuge before opening to ensure complete recovery of vial contents.

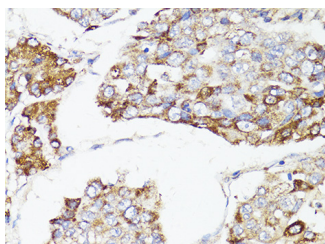
Images



Immunohistochemistry of paraffin-embedded Rat ovary using mTOR Polyclonal Antibody at dilution of 1:150 (40x lens).



Immunohistochemistry of paraffin-embedded Human tonsil using mTOR Polyclonal Antibody at dilution of 1:150 (40x lens).



Immunohistochemistry of paraffin-embedded Human liver cancer using mTOR Polyclonal Antibody at dilution of 1:150 (40x lens).

Immunogen Information

Immunogen	Recombinant fusion protein of human mTOR (NP_004949.1).
GeneID	2475
Swissprot	P42345
Synonyms	FRAP,FRAP1,FRAP2,RAFT1,RAPT1,SKS,mTOR,MTOR

Product Information

Buffer	PBS with 0.02% sodium azide, 50% glycerol, pH7.3.
Purify	Affinity purification
Dilution	IHC 1:50-1:200 IF 1:50-1:200

Background

The protein encoded by this gene belongs to a family of phosphatidylinositol kinase-related kinases. These kinases mediate cellular responses to stresses such as DNA damage and nutrient deprivation. This protein acts as the target for the cell-cycle arrest and immunosuppressive effects of the FKBP12-rapamycin complex. The ANGPTL7 gene is located in an intron of this gene.

For Research Use Only

Thank you for your recent purchase.
 If you would like to learn more about antibodies, please visit www.elabscience.com.

**Focus on your research
 Service for life science**

Applications: WB-Western Blot IHC-Immunohistochemistry IF-Immunofluorescence IP-Immunoprecipitation FC-Flow cytometry ChIP-Chromatin Immunoprecipitation Reactivity: H-Human R-Rat M-Mouse Mk-Monkey Dg-Dog Ch-Chicken Hm-Hamster Rb-Rabbit Sh-Sheep Pg-Pig Z-Zebrafish X-Xenopus C-Cow.