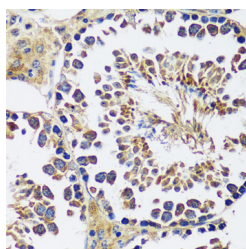


CCDC124 Polyclonal Antibody

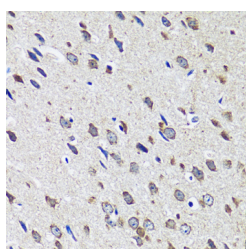
Catalog No.	E-AB-65005	Reactivity	H,M,R
Storage	Store at -20°C. Avoid freeze / thaw cycles.	Host	Rabbit
Applications	IHC	Isotype	IgG

Note: Centrifuge before opening to ensure complete recovery of vial contents.

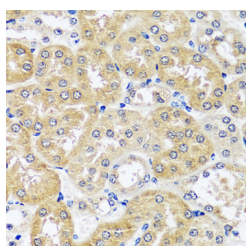
Images



Immunohistochemistry of paraffin-embedded Mouse testis using CCDC124 Polyclonal Antibody at dilution of 1:100 (40x lens).



Immunohistochemistry of paraffin-embedded Mouse brain using CCDC124 Polyclonal Antibody at dilution of 1:100 (40x lens).



Immunohistochemistry of paraffin-embedded Mouse kidney using CCDC124 Polyclonal Antibody at dilution of 1:100 (40x lens).

Immunogen Information

Immunogen	Recombinant fusion protein of human CCDC124 (NP_612451.1).
GeneID	115098
Swissprot	Q96CT7
Synonyms	CCDC124

Product Information

Buffer	PBS with 0.02% sodium azide, 50% glycerol, pH7.3.
Purify	Affinity purification
Dilution	IHC 1:50-1:200

Background

CCDC124 (Coiled-Coil Domain Containing 124) is a Protein Coding gene.

For Research Use Only

Thank you for your recent purchase.
 If you would like to learn more about antibodies, please visit www.elabscience.com.

**Focus on your research
 Service for life science**

Applications:WB-Western Blot IHC-Immunohistochemistry IF-Immunofluorescence IP-Immunoprecipitation FC-Flow cytometry ChIP-Chromatin Immunoprecipitation Reactivity: H-Human R-Rat M-Mouse Mk-Monkey Dg-Dog Ch-Chicken Hm-Hamster Rb-Rabbit Sh-Sheep Pg-Pig Z-Zebrafish X-Xenopus C-Cow.