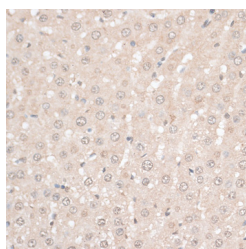


## HMGN1 Polyclonal Antibody

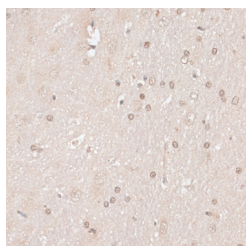
<b>Catalog No.</b>	E-AB-65058	<b>Reactivity</b>	M,R
<b>Storage</b>	Store at -20°C. Avoid freeze / thaw cycles.	<b>Host</b>	Rabbit
<b>Applications</b>	IHC	<b>Isotype</b>	IgG

**Note:** Centrifuge before opening to ensure complete recovery of vial contents.

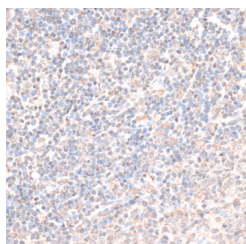
### Images



Immunohistochemistry of paraffin-embedded Rat liver using HMGN1 Polyclonal Antibody at dilution of 1:100 (40x lens).



Immunohistochemistry of paraffin-embedded Rat brain using HMGN1 Polyclonal Antibody at dilution of 1:100 (40x lens).



Immunohistochemistry of paraffin-embedded Rat spleen using HMGN1 Polyclonal Antibody at dilution of 1:100 (40x lens).

### Immunogen Information

<b>Immunogen</b>	Recombinant fusion protein of human HMGN1 (NP_004956.5).
<b>GeneID</b>	3150
<b>Swissprot</b>	P05114
<b>Synonyms</b>	HMG14,HMGN1

### Product Information

<b>Buffer</b>	PBS with 0.02% sodium azide, 50% glycerol, pH7.3.
<b>Purify</b>	Affinity purification
<b>Dilution</b>	IHC 1:50-1:200

### Background

The protein encoded by this gene binds nucleosomal DNA and is associated with transcriptionally active chromatin. Along with a similar protein, HMG17, the encoded protein may help maintain an open chromatin configuration around transcribable genes.

#### For Research Use Only

Thank you for your recent purchase.  
If you would like to learn more about antibodies, please visit [www.elabscience.com](http://www.elabscience.com).

#### Focus on your research Service for life science

Applications: WB-Western Blot IHC-Immunohistochemistry IF-Immunofluorescence IP-Immunoprecipitation FC-Flow cytometry ChIP-Chromatin Immunoprecipitation Reactivity: H-Human R-Rat M-Mouse Mk-Monkey Dg-Dog Ch-Chicken Hm-Hamster Rb-Rabbit Sh-Sheep Pg-Pig Z-Zebrafish X-Xenopus C-Cow.