

NFAT2 Polyclonal Antibody

Catalog No. E-AB-60332

Note: Centrifuge before opening to ensure complete recovery of vial contents.

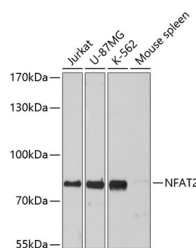
Description

Reactivity	Human, Mouse, Rat
Immunogen	Recombinant fusion protein of human NFAT2 (NP_765978.1).
Host	Rabbit
Isotype	IgG
Purification	Affinity purification
Conjugation	Unconjugated
Buffer	PBS with 0.02% sodium azide, 50% glycerol, pH7.3.

Applications Recommended Dilution

WB	1:500-1:3000
IHC	1:50-1:200

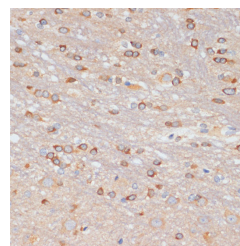
Data



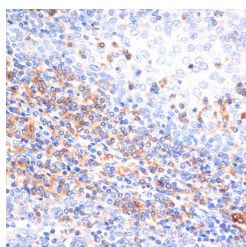
Western blot analysis of extracts of various cell lines using NFAT2 Polyclonal Antibody at dilution of 1:3000.

Observed Mw:78kDa

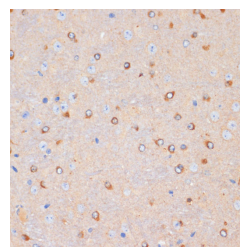
Calculated Mw:38kDa/74- 88kDa/100-101kDa



Immunohistochemistry of paraffin-embedded Rat brain using NFAT2 Polyclonal Antibody at dilution of 1:100 (40x lens).

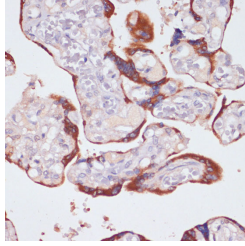


Immunohistochemistry of paraffin-embedded Human tonsil using NFAT2 Polyclonal Antibody at dilution of 1:100 (40x lens).



Immunohistochemistry of paraffin-embedded Mouse brain using NFAT2 Polyclonal Antibody at dilution of 1:100 (40x lens).

For Research Use Only



Immunohistochemistry of paraffin-embedded
Human placenta using NFAT2 Polyclonal Antibody
at dilution of 1:200 (40x lens).

Preparation & Storage

Storage Store at -20°C. Avoid freeze / thaw cycles.

Background

The product of this gene is a component of the nuclear factor of activated T cells DNA-binding transcription complex. This complex consists of at least two components: a preexisting cytosolic component that translocates to the nucleus upon T cell receptor (TCR) stimulation, and an inducible nuclear component. Proteins belonging to this family of transcription factors play a central role in inducible gene transcription during immune response. The product of this gene is an inducible nuclear component. It functions as a major molecular target for the immunosuppressive drugs such as cyclosporin A. Multiple alternatively spliced transcript variants encoding distinct isoforms have been identified for this gene. Different isoforms of this protein may regulate inducible expression of different cytokine genes.

For Research Use Only