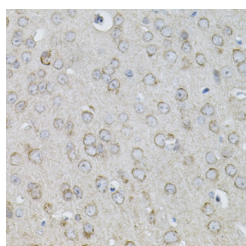


IL13 Polyclonal Antibody

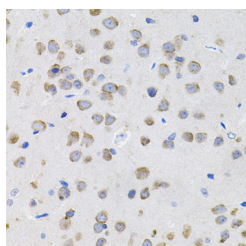
Catalog No.	E-AB-60597	Reactivity	H,M,R
Storage	Store at -20°C. Avoid freeze / thaw cycles.	Host	Rabbit
Applications	IHC	Isotype	IgG

Note: Centrifuge before opening to ensure complete recovery of vial contents.

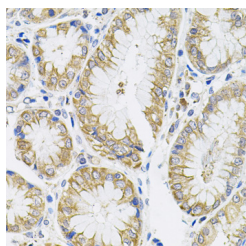
Images



Immunohistochemistry of paraffin-embedded Mouse brain using IL13 Polyclonal Antibody



Immunohistochemistry of paraffin-embedded Rat brain using IL13 Polyclonal Antibody



Immunohistochemistry of paraffin-embedded Human stomach using IL13 Polyclonal Antibody

Immunogen Information

Immunogen	Recombinant fusion protein of human IL13 (NP_002179.2).
GeneID	3596
Swissprot	P35225
Synonyms	IL13,IL-13,P600

Product Information

Buffer	PBS with 0.02% sodium azide, 50% glycerol, pH7.3.
Purify	Affinity purification
Dilution	IHC 1:50-1:100

Background

This gene encodes an immunoregulatory cytokine produced primarily by activated Th2 cells. This cytokine is involved in several stages of B-cell maturation and differentiation. It up-regulates CD23 and MHC class II expression, and promotes IgE isotype switching of B cells. This cytokine down-regulates macrophage activity, thereby inhibits the production of pro-inflammatory cytokines and chemokines. This cytokine is found to be critical to the pathogenesis of allergen-induced asthma but operates through mechanisms independent of IgE and eosinophils. This gene, IL3, IL5, IL4, and CSF2 form a cytokine gene cluster on chromosome 5q, with this gene particularly close to IL4.

For Research Use Only

Thank you for your recent purchase.
If you would like to learn more about antibodies, please visit www.elabscience.com.

Focus on your research Service for life science

Applications: WB-Western Blot IHC-Immunohistochemistry IF-Immunofluorescence IP-Immunoprecipitation FC-Flow cytometry ChIP-Chromatin Immunoprecipitation Reactivity: H-Human R-Rat M-Mouse Mk-Monkey Dg-Dog Ch-Chicken Hm-Hamster Rb-Rabbit Sh-Sheep Pg-Pig Z-Zebrafish X-Xenopus C-Cow.