


AOC1 Polyclonal Antibody

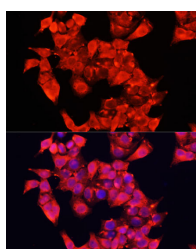
Catalog No.	E-AB-61850	Reactivity	H,M,R
Storage	Store at -20°C. Avoid freeze / thaw cycles.	Host	Rabbit
Applications	WB,IF	Isotype	IgG

Note: Centrifuge before opening to ensure complete recovery of vial contents.

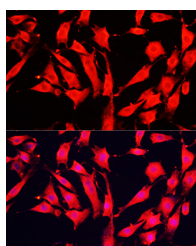
Images



Western blot analysis of extracts of various cell lines using AOC1 Polyclonal Antibody at dilution of 1:1000.



Immunofluorescence analysis of HeLa cells using AOC1 Polyclonal Antibody at dilution of 1:100 (40x lens). Blue: DAPI for nuclear staining.



Immunofluorescence analysis of NIH-3T3 cells using AOC1 Polyclonal Antibody at dilution of 1:100 (40x lens). Blue: DAPI for nuclear staining.

Immunogen Information

Immunogen	Recombinant fusion protein of human AOC1 (NP_001082.2).
GeneID	26
Swissprot	P19801
Synonyms	AOC1,ABP,ABP1,DAO,DAO1,KAO

Product Information

Calculated MW	85kDa/87kDa
Observed MW	105kDa
Buffer	PBS with 0.02% sodium azide, 50% glycerol, pH7.3.
Purify	Affinity purification
Dilution	WB 1:500-1:2000 IF 1:50-1:200

Background

This gene encodes a metal-binding membrane glycoprotein that oxidatively deaminates putrescine, histamine, and related compounds. The encoded protein is inhibited by amiloride, a diuretic that acts by closing epithelial sodium ion channels. Alternatively spliced transcript variants encoding multiple isoforms have been observed for this gene.

For Research Use Only

Thank you for your recent purchase.
 If you would like to learn more about antibodies, please visit www.elabscience.com.

Focus on your research
Service for life science

Applications: WB-Western Blot IHC-Immunohistochemistry IF-Immunofluorescence IP-Immunoprecipitation FC-Flow cytometry ChIP-Chromatin Immunoprecipitation Reactivity: H-Human R-Rat M-Mouse Mk-Monkey Dg-Dog Ch-Chicken Hm-Hamster Rb-Rabbit Sh-Sheep Pg-Pig Z-Zebrafish X-Xenopus C-Cow.