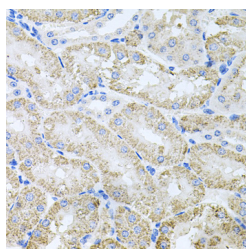


## TARS Polyclonal Antibody

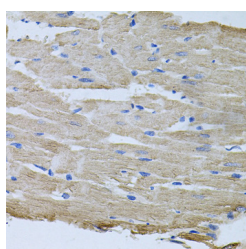
<b>Catalog No.</b>	E-AB-61452	<b>Reactivity</b>	H,M,R
<b>Storage</b>	Store at -20°C. Avoid freeze / thaw cycles.	<b>Host</b>	Rabbit
<b>Applications</b>	IHC,IF	<b>Isotype</b>	IgG

**Note:** Centrifuge before opening to ensure complete recovery of vial contents.

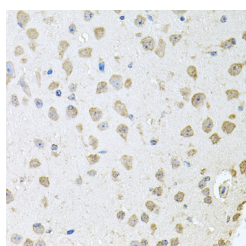
### Images



Immunohistochemistry of paraffin-embedded Mouse kidney using TARS Polyclonal Antibody at dilution of 1:100 (40x lens).



Immunohistochemistry of paraffin-embedded Rat heart using TARS Polyclonal Antibody at dilution of 1:100 (40x lens).



Immunohistochemistry of paraffin-embedded Mouse brain using TARS Polyclonal Antibody at dilution of 1:100 (40x lens).

### Immunogen Information

<b>Immunogen</b>	Recombinant fusion protein of human TARS (NP_689508.3).
<b>GeneID</b>	6897
<b>Swissprot</b>	P26639
<b>Synonyms</b>	TARS,ThrRS

### Product Information

<b>Buffer</b>	PBS with 0.02% sodium azide, 50% glycerol, pH7.3.
<b>Purify</b>	Affinity purification
<b>Dilution</b>	IHC 1:50-1:100 IF 1:50-1:100

### Background

Aminoacyl-tRNA synthetases catalyze the aminoacylation of tRNA by their cognate amino acid. Because of their central role in linking amino acids with nucleotide triplets contained in tRNAs, aminoacyl-tRNA synthetases are thought to be among the first proteins that appeared in evolution. Threonyl-tRNA synthetase belongs to the class-II aminoacyl-tRNA synthetase family

#### For Research Use Only

Thank you for your recent purchase.  
 If you would like to learn more about antibodies, please visit [www.elabscience.com](http://www.elabscience.com).

**Focus on your research  
 Service for life science**

Applications:WB-Western Blot IHC-Immunohistochemistry IF-Immunofluorescence IP-Immunoprecipitation FC-Flow cytometry ChIP-Chromatin Immunoprecipitation Reactivity: H-Human R-Rat M-Mouse Mk-Monkey Dg-Dog Ch-Chicken Hm-Hamster Rb-Rabbit Sh-Sheep Pg-Pig Z-Zebrafish X-Xenopus C-Cow.