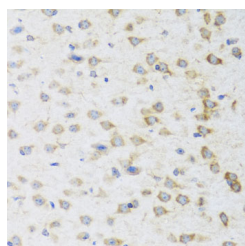


STRN Polyclonal Antibody

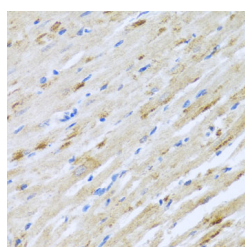
Catalog No.	E-AB-62932	Reactivity	H,M,R
Storage	Store at -20°C. Avoid freeze / thaw cycles.	Host	Rabbit
Applications	IHC,IF	Isotype	IgG

Note: Centrifuge before opening to ensure complete recovery of vial contents.

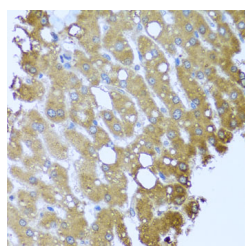
Images



Immunohistochemistry of paraffin-embedded Mouse brain using STRN Polyclonal Antibody at dilution of 1:100 (40x lens).



Immunohistochemistry of paraffin-embedded Rat heart using STRN Polyclonal Antibody at dilution of 1:100 (40x lens).



Immunohistochemistry of paraffin-embedded Human liver damage using STRN Polyclonal Antibody at dilution of 1:100 (40x lens).

Immunogen Information

Immunogen	Recombinant fusion protein of human STRN (NP_003153.2).
GeneID	6801
Swissprot	O43815
Synonyms	STRN,PPP2R6A,SG2NA,STRN1,striatin

Product Information

Buffer	PBS with 0.02% sodium azide, 50% glycerol, pH7.3.
Purify	Affinity purification
Dilution	IHC 1:50-1:200 IF 1:50-1:100

Background

STRN (Striatin) is a Protein Coding gene. Diseases associated with STRN include Cherubism and Cerebral Cavernous Malformations 3. Among its related pathways are Plasma membrane estrogen receptor signaling and Neurophysiological process Glutamate regulation of Dopamine D1A receptor signaling. Gene Ontology (GO) annotations related to this gene include estrogen receptor binding. An important paralog of this gene is STRN3.

For Research Use Only

Thank you for your recent purchase.
 If you would like to learn more about antibodies, please visit www.elabscience.com.

**Focus on your research
 Service for life science**

Applications: WB-Western Blot IHC-Immunohistochemistry IF-Immunofluorescence IP-Immunoprecipitation FC-Flow cytometry ChIP-Chromatin Immunoprecipitation Reactivity: H-Human R-Rat M-Mouse Mk-Monkey Dg-Dog Ch-Chicken Hm-Hamster Rb-Rabbit Sh-Sheep Pg-Pig Z-Zebrafish X-Xenopus C-Cow.